

Copper nanoparticles on amorphous zirconia for methanol synthesis via carbon dioxide hydrogenation

Shohei Tada,^{a,*} Ayaka Katagiri,^a Keiko Kiyota,^a Tetsuo Honma,^b Hiromu Kamei,^c Akane Nariyuki,^c Sayaka Uchida,^d Shigeo Satokawa^{a,*}

^a Department of Materials and Life Science, Seikei University, 3-3-1 Kichijoji-kitamachi, Musashino-shi, Tokyo 180-8633, Japan

^b Japan Synchrotron Radiation Research Institute, Sayo-cho, Sayo-gun, Hyogo 679-5198, Japan

^c Nikki-Universal Co., Ltd., 7-14-1 Hiratsuka-shi, Kanagawa 254-0014, Japan

^d Department of Basic Sciences, The University of Tokyo, 3-8-1 Komaba, Meguro-ku, Tokyo 153-8902, Japan




*Corresponding author: +81-422-37-3871, s-tada@ejs.seikei.ac.jp (Tada), satokawa@st.seikei.ac.jp (Satokawa)

Abstract: We prepared Cu/*a*-ZrO₂ (*a*-ZrO₂: amorphous ZrO₂) and Cu/*m*-ZrO₂ (*m*-ZrO₂: monoclinic ZrO₂), by a simple impregnation method and examined the effect of ZrO₂ phase on CO₂-to-methanol hydrogenation. We found the Cu/*a*-ZrO₂ catalyst was highly active and selective in CO₂-to-methanol hydrogenation. Methanol vapor sorption revealed that methanol adsorbed more weakly on *a*-ZrO₂ than on *m*-ZrO₂. Therefore, the weak adsorption of methanol on Cu/*a*-ZrO₂ led to high selectivity in CO₂-to-methanol hydrogenation.

Keywords: Copper, Zirconia, Methanol synthesis.

1. Introduction

Today, CuO/ZnO/Al₂O₃ catalysts have been used for conventional methanol synthesis from syngas (CO-to-methanol hydrogenation, Eq. 1). Since the middle of the 1990s, methanol synthesis via CO₂ hydrogenation (Eq. 2) has been studied as a key process for the methanol-based economy¹. Because of the reactivity difference between CO and CO₂, new catalysts specific to CO₂-to-methanol hydrogenation should be developed. At a high temperature, the endothermic reverse water gas shift reaction (RWGS reaction, Eq. 3) becomes dominant, resulting in the conversion of CO₂ to CO. Thus, high activity and selectivity in CO₂-to-methanol hydrogenation (Eq. 2) are required for the new catalysts.



Combination of Cu species with metal oxides (such as ZnO, ZrO₂, CeO₂, and MgO)² is known to produce the effective active sites. Among the supports, ZrO₂ is particularly promising because ZrO₂-containing catalysts led to highly active, selective and stable catalysts. According to several studies³, a plausible mechanism for CO₂-to-methanol hydrogenation over Cu/ZrO₂ catalysts involves the CO₂ adsorption on ZrO₂, leading to the formation of formate species on ZrO₂. Simultaneously, H₂ dissociatively adsorbs to the Cu surface and then transfers to the ZrO₂ surface, allowing the conversion of the formate species to methoxy species at the Cu-ZrO₂ interface. In the end, the methoxy species is hydrogenated to methanol. In the present study, we investigated the effect of ZrO₂ phase on both Cu species formation of Cu/ZrO₂ catalysts and CO₂-to-methanol hydrogenation. We focused on *a*-ZrO₂, and found the high activity and selectivity in CO₂-to-methanol hydrogenation over Cu/*a*-ZrO₂.

2. Experimental

The Catalysis Society of Japan provided *a*-ZrO₂ (aZ, JRC-ZRO-5) and *m*-ZrO₂ (mZ, JRC-ZRO-3). Supported Cu catalysts were prepared using an incipient wetness impregnation method. The above aZ or mZ was impregnated with an aqueous solution of Cu(NO₃)₂·3H₂O (Wako Pure Chemical Industries, Ltd.), dried at 110 °C overnight, and calcined at 350 °C for 2 h. The catalysts containing aZ and mZ were named C/aZ, and C/mZ, respectively. The loadings of Cu for the prepared catalysts were 9 wt%.

3. Results and discussion

The CO₂ hydrogenation was conducted in a fixed-bed tubular reactor at 10 bars and 230 °C. Figure 1a shows CO₂ conversion, methanol selectivity and CO selectivity against the contact time over the prepared catalysts. For the catalysts, CO₂ conversion rose as the contact time increased. When W/F_{total} was 430 g_{cat} s L(STP)⁻¹, the methanol production rate for C/aZ (0.70 mmol h⁻¹ g_{cat}⁻¹) was higher than that for C/mZ (0.64 mmol h⁻¹ g_{cat}⁻¹). We note that CO selectivity rose with an increase in contact time, while methanol selectivity decreased. Based on the shape of the selectivity curve, this reaction is considered to be a step-wise reaction of CO₂-to-methanol hydrogenation (Eq. 2) and methanol decomposition to CO (the reverse reaction of CO-to-methanol hydrogenation, Eq. 1). In addition, C/aZ exhibited higher selectivity in methanol production than C/mZ, as shown in Figure 1a. Taking into consideration the above step-wise reaction, we assumed that C/aZ suppressed the latter reaction.

Next, we adsorbed methanol on aZ and mZ and measured IR spectra. The powder samples (ca. 20 mg cm⁻²) were pressed into a thin self-supporting disk and set in the cell, heated at 280 °C for 2 h under vacuum, and cooled down to 205 °C under vacuum. Then background spectra were collected at 205 °C. The samples were exposed to methanol vapor (3 kPa) for 20 min at 205 °C. Afterwards, the methanol vapor was removed by vacuum treatment at 205 °C. As shown in Figure 1c, after evacuation of the gaseous methanol at 205 °C, no peak observed for aZ, while two sharp peaks at 2930 and 2817 cm⁻¹ were observed due to the methoxy species on ZrO₂. Through these studies, we elucidated that at 205 °C methanol molecules did not adsorb on the aZ surface and strongly adsorbed on the mZ surface. Therefore, we hypothesized that the produced methanol molecules could easily detach from the surface of *a*-ZrO₂, resulting in the suppression of methanol decomposition.

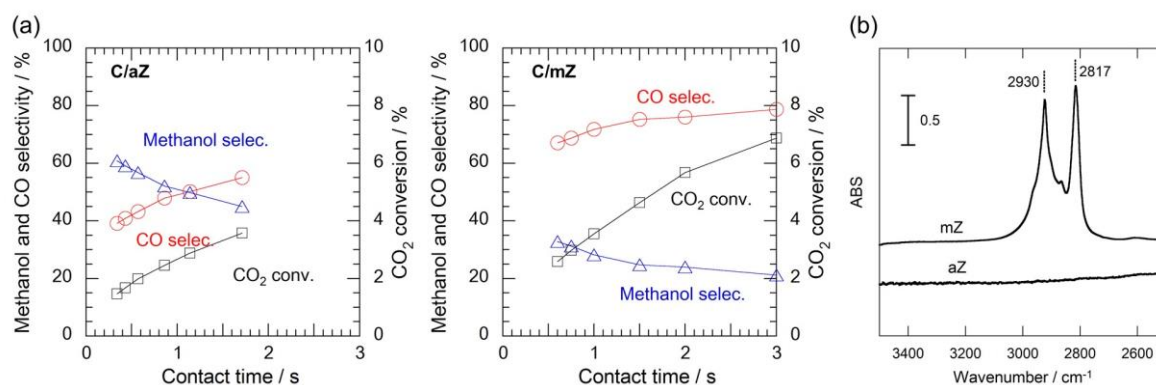


Figure 1. (a) CO₂ conversion, methanol selectivity and CO selectivity against contact time over C/aZ and C/mZ. Reaction conditions: CO₂/H₂/N₂ = 1/3/1, catalyst loading = 500 mg, reaction temperature = 230 °C, pressure = 10 bar. Before the reaction test, all the catalysts were reduced at 300 °C by 16% H₂/N₂ (72 mL(STP) min⁻¹) for 2 h under ambient pressure. (b) FTIR spectra of aZ and mZ at 205 °C after admission of methanol (3 kPa) for 20 min at 205 °C and then evacuation of methanol for 10 min at 205 °C.

4. Conclusions

We found the high activity and selectivity in CO₂-to-methanol hydrogenation over Cu/*a*-ZrO₂, due to the weak adsorption of methanol on *a*-ZrO₂⁴.

Acknowledgements

This work was supported by the Japan Society for the Promotion of Science (JSPS, 15J10157).

References

1. G.A. Olah. *Angew. Chem. Int. Ed.* 52 (2013) 104
2. A. Alvarez, A. Bansode, A. Urakawa, A. V. Bavykina, T. A. Wezendonk, M. Makkee, J. Gascon and F. Kapteijn, *Chem. Rev.* 117 (2017) 9804.
3. K. Larmier, W.C. Liao, S. Tada, E. Lam, R. Verel, A. Bansode, A. Urakawa, A. Comas-Vives, C. Copéret, *Angew. Chem. Int. Ed.* 56 (2017) 2318.
4. S. Tada, A. Katagiri, K. Kiyota, T. Honma, H. Kamei, A. Nariyuki, S. Uchida, S. Satokawa, *submitted*.