

Characterization of Pt/TiO₂ catalyst for NO-CO-H₂O reaction

Keisuke Kobayashi,^{a,*} Tetsuya Nanba^b

^a*Yamagata University, 4-3-16 Jounan, Yonezawa, Yamagata, 992-8510, Japan*

^b*National Institute of Advanced Industrial Science and Technology, 2-2-9 Machiikedai, Koriyama, Fukushima, 963-0298, Japan*

**Corresponding author: Fax number 81-24-963-0828, E-mail address: kobayashi.keisuke@aist.go.jp*

Abstract: To develop a new ammonia synthesis process, NH₃ formation for NO-CO-H₂O reaction over Pt/TiO₂ was investigated. Pt/TiO₂ catalysts were characterized by XRD, N₂ adsorption, and CO pulse adsorption. These results indicate that catalytic activity for NO conversion to NH₃ was influenced to Pt particle size.

Keywords: ammonia, NO-CO-H₂O, Pt/TiO₂.

1. Introduction

Ammonia is an important chemical compound as a fertilizer. Recently, ammonia synthesis has been studied extensively due to much concern of NH₃ usage as a hydrogen carrier. Ammonia is normally produced by catalytic process, called Haber-Bosch process. Although this process consumes a large amount of fossil fuels, ammonia production can be obtained with high efficiency. Development of other ammonia synthesis process rather than the Haber-Bosch process has been attained. We focus that Pt/TiO₂ catalyst showed high activity and NH₃ selectivity from NO and CO reaction in the presence of H₂O under ambient pressure and low temperature¹. The crystal structure of TiO₂ used in the literature was anatase, which was the most effective support material². Here, we aimed to clarify the influence of the physical properties of anatase TiO₂ on the activity of NO-CO-H₂O reaction to form NH₃.

2. Experimental

Pt/TiO₂ catalysts were prepared by means of incipient wetness method. TiO₂(HS) (Sakai Chemical: SSP-M), TiO₂(MS) (Sakai Chemical: CS-300S-12) and TiO₂(LS) (Wako Pure Chem) were used as the support materials. H₂PtCl₆ (Wako Pure Chem) was used as a Pt precursor. After 1wt% Pt loading, the samples were calcined at 500°C for 4h, and then reduced in 10vol% H₂ at 400°C for 1h. Catalytic activity test was measured by a fixed bed tubular reactor. Product gases were analyzed by FT-IR (Thermo Fischer: iS50) equipped multi-reflection gas cell and Gas Chromatograph (INFICON: 3000 micro GC). The catalysts were characterized by X-ray diffraction (RIGAKU:RINT Ultima+; $2\theta = 20^\circ\sim 60^\circ$), N₂ adsorption measurement (Microtrac-Bell: Belsorp mini-II, -196°C, pretreatment at 300°C, BET method) and CO pulse adsorption (Okura Riken: model R6015H).

3. Results and discussion

Fig. 1 showed temperature dependence of NO conversion over Pt/TiO₂ catalysts. NO conversions over Pt/TiO₂(HS) and Pt/TiO₂(MS) reached to 100% above 300°C. Pt/TiO₂(LS) was showed about 50% at 300°C. NH₃ selectivity (table 1.) were more than 94% on all catalysts even at 150°C except for Pt/TiO₂(LS). The small amounts of N₂ and N₂O were confirmed.

Fig. 2 showed XRD patterns ($2\theta = 20^\circ\sim 60^\circ$). The diffraction peak assigned to Pt metal exhibited at 39.8° on Pt/TiO₂(LS). On the other hand, there is no peak for Pt metal on Pt/TiO₂(HS) and Pt/TiO₂(MS). Table 1 showed S_{BET}, Pt dispersion, and Pt particle size. The specific surface area (S_{BET}) were in the order of Pt/TiO₂(HS) > Pt/TiO₂(MS) >> Pt/TiO₂(LS). The activities of Pt/TiO₂(HS) and Pt/TiO₂(MS) were almost same, suggesting that specific surface area of Pt/TiO₂ catalyst was not responsible for the catalytic activity. The Pt particle size calculated by CO dispersion. Pt dispersion were in the order of Pt/TiO₂(HS) \approx Pt/TiO₂(MS) > Pt/TiO₂(LS). Fig.3 shows the relationship between Pt particle size and T₃₀ (temperature

achieved NO conversion 30%). From this results, the smaller particle size of Pt the higher catalytic activity for NO-CO-H₂O reaction.

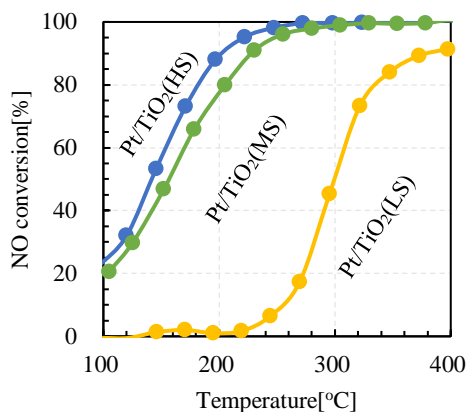


Figure 1. NO conversion of each catalysts

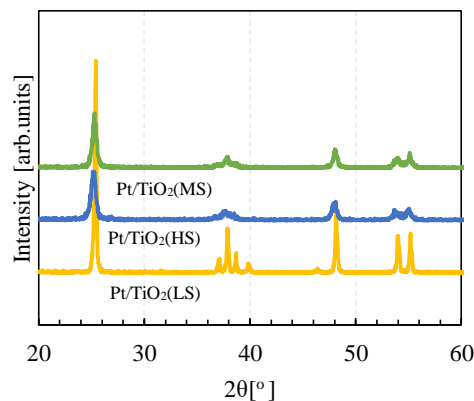


Figure 2. XRD patterns of each catalysts from 20° to 60°

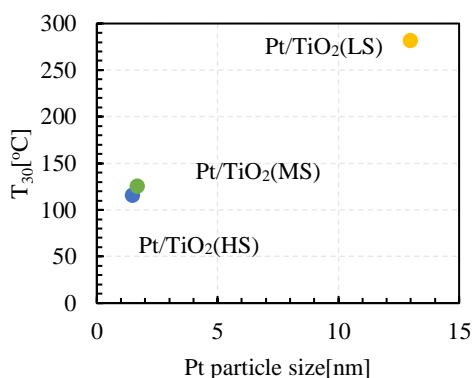


Figure 3. Relation between Pt particle size and T₃₀

Table 1. Characterization of each catalysts

Catalyst	S _{BET} [m ² /g]	Pt dispersion[%]	Pt particle size[nm]	NH ₃ selectivity[%]		
				150	200	250
Pt/TiO ₂ (LS)	11	4	13	0	0	90
Pt/TiO ₂ (HS)	96	32	1.5	95	97	99
Pt/TiO ₂ (MS)	72	29	1.7	96	94	99

4. Conclusions

Pt/TiO₂ catalysts for NO-CO-H₂O reaction were prepared same method using various TiO₂ as a support. These catalysts were characterized by XRD, N₂ adsorption and CO pulse adsorption measurement. As a result, catalytic activity were in the order of Pt/TiO₂(HS) \approx Pt/TiO₂(MS) > Pt/TiO₂(LS). As the specific surface area of the catalyst became larger, the result was higher activity. However, it was suggested that the small particle size of Pt is favorable for obtaining high NO conversion to NH₃ even at 150°C.

References

1. T. Nanba, S. Masukawa, J. Uchisawa, A. Obuchi, Chem. Lett. 37(2008) 710
2. K. Kobayashi, T. Nanba, The 8th Japan-China Workshop Environmental Catalysis and Eco-materials, abstract, (2017) P16