

# CO<sub>2</sub> reduction with water over Al<sub>2</sub>O<sub>3</sub>-supported Ga<sub>2</sub>O<sub>3</sub> photocatalysts

Ryota Ito,<sup>a\*</sup> Muneaki Yamamoto,<sup>b</sup> Akiyo ozawa,<sup>a,c</sup> Yuma Kato,<sup>a</sup> Yu Kawaguchi,<sup>a</sup>

Masato Akatsuka,<sup>a</sup> Tetsuo Tanabe<sup>b</sup> and Tomoko Yoshida<sup>b,\*</sup>

<sup>a</sup> Applied Chemistry and Bioengineering Graduate School of Engineering, Osaka City University, Osaka, 558-8585, Japan.

<sup>b</sup> Advanced Research Institute for Natural Science and Technology, Osaka City University, Osaka, 558-8585, Japan.

<sup>c</sup> Corporate Research Laboratories, Research & Development Division, Sakai Chemical Industry, Co., Ltd., Osaka, 590-8502, Japan.

\*corresponding author: Tomoko Yoshida: +81-6-6605-3627, tyoshida@ocarina.osaka-cu.ac.jp

**Abstract:** Al<sub>2</sub>O<sub>3</sub>-supported Ga<sub>2</sub>O<sub>3</sub> (Ga<sub>2</sub>O<sub>3</sub>/Al<sub>2</sub>O<sub>3</sub>) photocatalysts were prepared to improve the photocatalytic activity of Ga<sub>2</sub>O<sub>3</sub> for CO<sub>2</sub> reduction with water. Although the CO production activities for 5, 10 and 20 wt% Ga<sub>2</sub>O<sub>3</sub>/Al<sub>2</sub>O<sub>3</sub> samples were lower than non-supported Ga<sub>2</sub>O<sub>3</sub>, the activity was significantly improved by Al<sub>2</sub>O<sub>3</sub>-supporting, in particular 40 and 60 wt% of Ga<sub>2</sub>O<sub>3</sub> loading. It was revealed that 5, 10 and 20 wt% Ga<sub>2</sub>O<sub>3</sub>/Al<sub>2</sub>O<sub>3</sub> samples were single  $\alpha$ -phase Ga<sub>2</sub>O<sub>3</sub> while 40 and 60 wt% Ga<sub>2</sub>O<sub>3</sub>/Al<sub>2</sub>O<sub>3</sub> samples consisted of  $\alpha$  and  $\gamma$  phases, respectively. Thus, CO production activity of the prepared samples depended on the crystalline structure of Ga<sub>2</sub>O<sub>3</sub> loaded on Al<sub>2</sub>O<sub>3</sub>.

**Keywords:** Ga<sub>2</sub>O<sub>3</sub> loaded Al<sub>2</sub>O<sub>3</sub>, Ga<sub>2</sub>O<sub>3</sub> structural change, photocatalytic CO<sub>2</sub> reduction with water.

## 1. Introduction

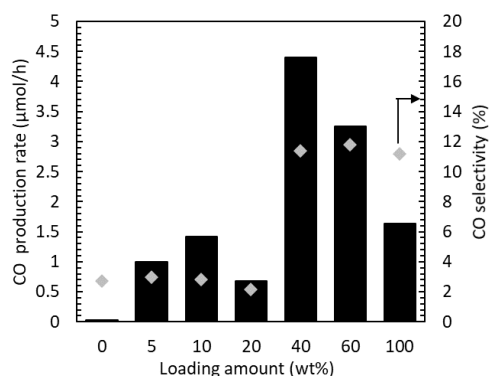
Nowadays photocatalytic reduction of CO<sub>2</sub>, which reduces greenhouse gas and creates carbon resources by using clean solar energy, has attracted much attention. Ga<sub>2</sub>O<sub>3</sub> is known to work as a photocatalyst for CO<sub>2</sub> reduction with water. However, its photocatalytic activity on CO<sub>2</sub> reduction remains low [1, 2]. In order to improve the photocatalytic activity of Ga<sub>2</sub>O<sub>3</sub>, in this study, Al<sub>2</sub>O<sub>3</sub> was used as support to have large surface area. We have examined photocatalytic activity of synthesized Al<sub>2</sub>O<sub>3</sub>-supported Ga<sub>2</sub>O<sub>3</sub> (Ga<sub>2</sub>O<sub>3</sub>/Al<sub>2</sub>O<sub>3</sub>) photocatalysts having different crystalline structures for the photocatalytic CO<sub>2</sub> reduction with water and investigated the relation between the structure of Ga<sub>2</sub>O<sub>3</sub> and the CO production activity.

## 2. Experimental

Ga<sub>2</sub>O<sub>3</sub>/Al<sub>2</sub>O<sub>3</sub> samples were prepared by impregnation of  $\gamma$ -phase Al<sub>2</sub>O<sub>3</sub> with aqueous solution of gallium nitrate followed by dry and calcination in air at 823 K for 4 h. The loading amounts of Ga<sub>2</sub>O<sub>3</sub> were 5, 10, 20, 40 and 60 wt%. Pure Al<sub>2</sub>O<sub>3</sub> and non-supported Ga<sub>2</sub>O<sub>3</sub> samples (referred as 0 and 100 wt%, respectively) were also prepared in the similar procedure. The photocatalytic CO<sub>2</sub> reduction with H<sub>2</sub>O was carried out for all prepared samples. The synthesized sample (0.1 g) was dispersed in an aqueous solution of NaHCO<sub>3</sub> (0.1M) in the fixed-bed flow reactor cell under CO<sub>2</sub> gas with a flow rate at 3.0 mL/min and irradiated by UV-light (Xe lamp). The reaction products (CO, H<sub>2</sub> and O<sub>2</sub>) were analyzed with gas chromatography. The samples were characterized with XRD and Ga K-edge EXAFS.

## 3. Results and discussion

Fig.1 compares production rates of CO and CO selectivity for all synthesized Ga<sub>2</sub>O<sub>3</sub>/Al<sub>2</sub>O<sub>3</sub>. Although all Ga<sub>2</sub>O<sub>3</sub>/Al<sub>2</sub>O<sub>3</sub> except non-supported one showed the photocatalytic activity, both CO production rate and CO selectivity for 5, 10 and 20 wt% Ga<sub>2</sub>O<sub>3</sub>/Al<sub>2</sub>O<sub>3</sub> were lower than the others. 40 and 60 wt% of Ga<sub>2</sub>O<sub>3</sub>/Al<sub>2</sub>O<sub>3</sub> showed higher reaction rate than non-supported one. In particular, the 40 wt% Ga<sub>2</sub>O<sub>3</sub>/Al<sub>2</sub>O<sub>3</sub> showed the highest CO production rate and CO selectivity.



**Fig.1** CO production rates and CO selectivity for prepared samples after 5 h

Fig.2 compares difference XRD patterns for all prepared samples which were given by subtracting the XRD intensity of pure Al<sub>2</sub>O<sub>3</sub> from those of Al<sub>2</sub>O<sub>3</sub> supported samples. The patterns depicted that 5, 10 and 20 wt% Ga<sub>2</sub>O<sub>3</sub>/Al<sub>2</sub>O<sub>3</sub> were single  $\alpha$ -phase Ga<sub>2</sub>O<sub>3</sub>, while 40 and 60 wt% Ga<sub>2</sub>O<sub>3</sub>/Al<sub>2</sub>O<sub>3</sub> consisted of  $\alpha$  and  $\gamma$  phases, respectively. 100 wt% Ga<sub>2</sub>O<sub>3</sub> contained  $\beta$ -phase in addition to the  $\alpha$ / $\gamma$ -mixed phases.

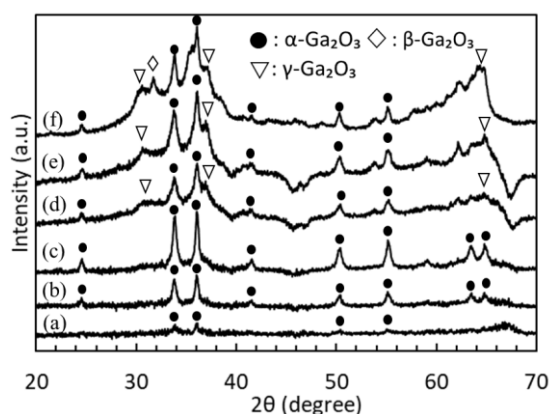
The local structures of Ga<sub>2</sub>O<sub>3</sub>/Al<sub>2</sub>O<sub>3</sub> were investigated by the EXAFS measurement of Ga K-edge spectra. The Fourier transform was performed on each EXAFS spectrum in the range from 3 Å<sup>-1</sup> to 12 Å<sup>-1</sup> and the radial structure function (RSF) was obtained as shown in Fig. 3. In the RSFs, the first peak appeared at 1-2Å is assigned to the backscattering from adjacent oxygen atoms (Ga-O bond) and the second peak around 2.7Å shows the presence of the second-neighboring gallium atoms (Ga-Ga bond) [3-5]. Considering XRD results, the RSF of 20 wt% Ga<sub>2</sub>O<sub>3</sub>/Al<sub>2</sub>O<sub>3</sub> should be corresponding to  $\alpha$ -phase Ga<sub>2</sub>O<sub>3</sub> in which the amplitudes of the first and second peaks are almost the same. On the other hand, in RSF of 40 wt% Ga<sub>2</sub>O<sub>3</sub>/Al<sub>2</sub>O<sub>3</sub>, the first peak is larger than the second one which is similar to that of  $\gamma$ -Ga<sub>2</sub>O<sub>3</sub>. Therefore, the  $\gamma$ -Ga<sub>2</sub>O<sub>3</sub> phase would dominate 40 wt% Ga<sub>2</sub>O<sub>3</sub>/Al<sub>2</sub>O<sub>3</sub>. In the conference, we will discuss why the  $\alpha$ / $\gamma$ -mixed phase Ga<sub>2</sub>O<sub>3</sub> showed high activity for CO production based on the CO<sub>2</sub> adsorption experiments and in-situ FT-IR measurements.

#### 4. Conclusions

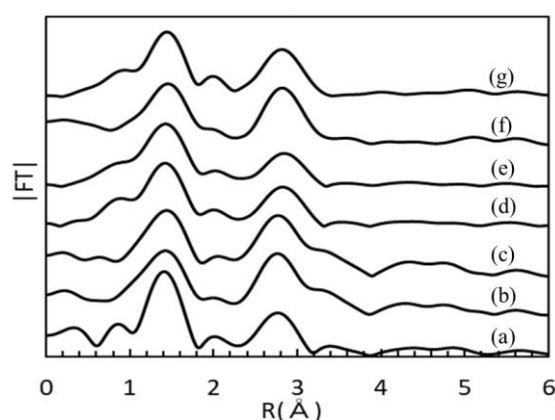
We have synthesized Al<sub>2</sub>O<sub>3</sub>-supported Ga<sub>2</sub>O<sub>3</sub> photocatalysts (Ga<sub>2</sub>O<sub>3</sub>/Al<sub>2</sub>O<sub>3</sub>) with different Ga<sub>2</sub>O<sub>3</sub> loading. Following the characterization of Ga<sub>2</sub>O<sub>3</sub>/Al<sub>2</sub>O<sub>3</sub> with XRD and EXAFS, their photocatalytic activity for CO<sub>2</sub> reduction with water was examined. The Ga<sub>2</sub>O<sub>3</sub> loaded samples with more than 40 wt% exhibited higher activity for CO production rate and CO selectivity than non-supported Ga<sub>2</sub>O<sub>3</sub>. Among the all samples, 40 wt% Ga<sub>2</sub>O<sub>3</sub>/Al<sub>2</sub>O<sub>3</sub> showed the highest CO production activity, and structural analyses by XRD and EXAFS measurements reveal that the appearance of  $\alpha$ / $\gamma$ -mixed phase Ga<sub>2</sub>O<sub>3</sub> is important for CO production.

#### References

1. N. Yamamoto, T. Yoshida, S. Yagi, *et al.*, e-J Surf. Sci. Nanotech., 12 (2014) 263-268.
2. M. Yamamoto, T. Yoshida, N. Yamamoto, H. Yoshida, S. Yagi, e-J. Surf. Sci. Nanotech., 12 (2014) 299-303.
3. M. Akatsuka, T. Yoshida, N. Yamamoto, *et al.*, J. Phys. Conf. Ser. 712 (2016) 012056
4. K. Nishi, K. Shimizu, M. Takamatsu, *et al.*, J. Phys. Chem. B 102 (1998) 10190-10195
5. Y. Kato, M. Yamamoto, A. ozawa, *et al.*, accepted for e-J Surf. Sci.



**Fig.2** Difference XRD patterns of Ga<sub>2</sub>O<sub>3</sub>/Al<sub>2</sub>O<sub>3</sub> and Ga<sub>2</sub>O<sub>3</sub> samples. The loading amount of Ga<sub>2</sub>O<sub>3</sub> is (a) 5 wt% (b) 10 wt% (c) 20 wt% (d) 40 wt% (e) 60 wt% and (f) 100 wt%.



**Fig.3** Fourier transform Ga K-edge EXAFS spectra of (a-e) Ga<sub>2</sub>O<sub>3</sub>/Al<sub>2</sub>O<sub>3</sub> samples and (g)  $\gamma$ -Ga<sub>2</sub>O<sub>3</sub>. The loading amount of Ga<sub>2</sub>O<sub>3</sub> is (a) 5 wt% (b) 10 wt% (c) 20 wt% (d) 40 wt% (e) 60 wt% and (f) 100 wt%.